



Half termly review

28TH MAY 2021

INSIDE THIS ISSUE:

Message from the Headteacher

Overview of Hedgehogs

Overview of Badgers

Overview of KS1

Overview of Nursery

World Book Day

Diary dates

Attendance

Miss Finch's Marvellous Menu

Reminders and Updates

Activities

Message from the Headteacher

Dear Parents/ Carers

As another half term comes to an end, I would like to thank you once again for all your support. I know it has not always been easy; especially keeping up to date with all the changes relating to the lifting of the COVID restrictions and yet we still need to remain vigilant.

Your children have all worked hard in school and seem to have really enjoyed being back in the routine of school and learning with their friends. The weather has not been as kind as we would have hoped for the time of year but the children are still making the most of being outside. With that in mind, please can we ask that you continue to send a coat in so that they can be used throughout the day whatever the weather.

Thank you for accommodating the changes we have had to make to the lunch menu; the children have not worried about the changes and all ate well over the past few weeks. Thank you also for supporting the Friday Film Clubs. It's been such a pleasure seeing the children socialise outside of school hours with their friends.

I would like to thank all the staff who have continued to work hard for both you and your children not only this past half term but for the last 15 months, when at times it has not been easy for them either. I am sure you would agree that they deserve a MASSIVE THANKYOU.

Enjoy the half term holiday, please take time to read your child's school report which not only is a celebration of your child but does take staff a long time to write.

Stay Safe. Please continue to follow the Government COVID guidance on restrictions, vaccinations and together we can hopefully have an even more successful summer half term.

Mrs Jo Orbell

Overview of Hedgehogs Term

This term in Hedgehogs we have had great fun looking at a wide range of themes. We started the term learning about Ghana. Looking at their flag, location, foods, art and much more. The children drew beautiful masks similar to traditional African masks.

We moved onto safety and learnt about road, online and stranger safety. We even taught some of nursery how to cross the road safely. The children were amazing out on the road learning how to cross safely. Remember: Stop, Look, Listen and Think!

We went back to our learning about plants from the Autumn term and grew our own herbs. The children learnt how to plant seeds and how to look after their herbs while they grew. Hopefully they are growing nicely at home and maybe you even used your herbs to cook with. While we were looking at growing, we read and used the book Jack and the Beanstalk. We created our own giant and thought about adjectives to describe our giant.

To finish our half term we have had great fun learning about farms. We have learnt about the different animals on the farm and some of the machinery they use to grow crops. Some children came into school having learnt more about farms at home and shared their super learning with the class.

Well done Hedgehogs on a brilliant half term.



Overview of Badgers Term

This half term, Badgers have continued to be amazing. In our classroom we made a giant's castle for Jack to visit when he climbed up the beanstalk. This is a story that we loved very much, so much that we can retell and act out the whole story. We have learnt lots of new words associated with the story and growing. We planted some bean seeds and watched them grow into a beanstalk. We used beans to help us with our Maths learning about counting and adding more to a set. In Phonics, we have been learning the key words; he, she, we, are and is and can put them in a sentence and read it back. We have been trying hard to practise our letters, especially the long ladder letter family: 'l,i,t,b,h' and the curly caterpillar family: 'c,a,s,d,o'. Recently we have used the book 'Spider Sandwiches' to learn about different kinds of bugs. We used the story to develop our language by talking about and asking questions about the book.

We have learnt the names of lots of minibeasts like cockroach, worm, spider and slug and were very lucky that Mrs Hughes brought some insects from home for us to observe. Recently in Maths, we have been learning positional language like 'on', 'under', 'behind', 'in' and 'next to' and we have just started exploring subtraction. The children in Badgers continue to show good listening and are always very kind to each other, sharing and taking turns.



Overview of KS1 Term

This half term Key Stage One have continued to expand their skills and knowledge. They have learnt about many different things in English and Maths, but they have all learnt about fractions and some of them have deepened their understanding of addition and subtraction. In English, we have been using the story of The Three Little Pigs to write their own stories and some children have taken part in acting out the story. We have also explored non-fiction texts and written non-chronological reports of significant individuals.

The children have thoroughly enjoyed learning about plants: what they need to grow, how seeds disperse to create more plants and which plants grow in our local area. They are also very adept at being able to design and build their own houses which could withstand the "huff and Puff" from the big bad wolf. They can describe the materials using scientific vocabulary. Ask your children about materials which are waterproof and magnetic - they should be able to give you many answers!

The children have also enjoyed listening to and reading many of our class core books and at the moment Roald Dahl seems to be one of our favourite authors. There will be more exciting learning opportunities to come next term. Your children have made progress in reading this term but as always we appreciate your support in reading with them at home and encourage you to continue to do this over the half term holidays.



Overview of Nursery Term

This half term the children in nursery have enjoyed learning about growing and mini beasts. The children planted beans in plastic wallets and showed great fascination in how the beans grew roots and shoots. Our attention then turned to all mini-beasts, becoming bug explorers and discovering which mini-beasts live in the nursery garden. We created homes for our worms and watched as they wriggled through the soil and used our bodies to move around the nursery as different bugs. The children have thoroughly enjoyed finding slugs and snails too and exploring what they liked to eat.



Willows School World Book Day




All the children (and staff) have really enjoyed taking part in the Willows School World Book Day on Friday (28th May). There have been some amazing costumes and the imagination and creativity in the children has been so wonderful to see. The children had fun guessing which characters came to dinner by looking at the clues left out on the table for them.



Diary dates

Monday 31st May—Friday 4th June—Half Term		
Monday 7th June	8:45am	Children return to school
Week beginning Monday 7th June	8.45am every day	Early Bird Week
Friday 11th June	3.00pm - 4.45pm	Owls Film Club – book your child's place at the school office.
Friday 18th June	3.00pm - 4.45pm	Rabbits Film Club – book your child's place at the school office.
Friday 25th June	3.00pm - 4.45pm	Squirrels Film Club – book your child's place at the school office.

Attendance

Half Termly Attendance Summer 1 2021			
Year	Class Name	% Attendance Week Commencing 17th May 2021	% Half termly Attendance
Rec.	Badgers	97.5%	93.9%
Rec.	Hedgehogs	99.3% 	96.4%
KS1	Squirrels	98.1% 	95.3%
KS1	Rabbits	93.3%	95.0%
KS1	Owls	98.5%	97.7% 
Total attendance		97.4%	96.0%

Well done **Hedgehogs** with an attendance of **99.3%** for the week beginning **17th May 2021**

Well done **Owls** with an attendance of **97.7%** for the half term

Did you Know: Lateness also affects your child's attendance %

Miss Finch's Marvellous Menu

Carrot Cake Traybake

Ingredients

200g carrots , peeled
175g soft brown sugar
200g self-raising flour
1 tsp bicarbonate of soda
2 tsp cinnamon
zest 1 orange
2 eggs
150ml sunflower oil

For the icing

50g softened butter
75g icing sugar
200g soft cheese
sprinkles (optional)



Method

STEP 1

Line an 18cm square tin with baking parchment. **Ask your grown-up helper** to turn the oven on to 180C/160C fan/gas 4. Grate the carrots on the fine side of the grater, then tip them into a large bowl.

STEP 2

Sift the sugar, flour, bicarb and cinnamon on top of the carrot, then add the orange zest and mix everything around a bit.

STEP 3

Break the eggs into a bowl (scoop out any bits of shell), then add them to the bowl along with the oil. Mix everything together well.

STEP 4

Scoop the cake mix into your tin and level the top. **Ask a grown-up** to put it in the oven for 30 minutes or until the cake is cooked. Cool.

STEP 5

To make the icing, mix the butter and icing sugar together, then stir in the soft cheese until smooth.

STEP 6

When the cake is cool, spread the top with the icing and cut into squares. Decorate with sprinkles, if you like.



PE KIT

We would just like to remind you that the children's PE Kit should be blue, black or grey leggings or jogging bottoms with a t-shirt and appropriate footwear and not items of clothing such as dresses or jeans which are not suitable for PE lessons for reasons of safety and ease of movement.

Children should attend school wearing their PE Kit (rather than school uniform) on their **PE days**:

TUESDAY	HEDGEHOGS AND BADGERS
WEDNESDAY	RABBITS
THURSDAY	SQUIRRELS
FRIDAY	OWLS

EARLY BIRD WEEK 7th – 11th JUNE

Don't forget that the first week back after Half Term is our Early Bird Week.

Please can everyone make a particular effort to be on time for school each day. If your child is early for school (8.50 am), they can colour in an Early Bird on their card. Those children with all 5 birds coloured on their card will be presented with a certificate.



PARENTS EVENINGS IN JUNE (VARIOUS DATES)

You should have received a letter about booking your parents evening appointment via the School Spider app. If you have any trouble logging in or you have any questions please speak to us in the Office.

SCHOLASTIC BOOK CLUB

Our Scholastic Book Club is still running until Sunday 6th June. Here is the link to browse the latest books and order on-line: <http://schools.scholastic.co.uk/the-willows-mk6/digital-book-club>. For every £1 you spend on this month's Book Club, our school will earn 20p in Scholastic Rewards to spend on more books for the School. We will let you know as soon as the books are delivered to the School after half-term.

Activities

FREE Activity Packs for May Half Term Holiday

Campbell Park Parish Council have put together some activity packs for children in the Parish aged 4 —11 years old.

The packs contain a range of paper-based activities including colouring sheets, wordsearches, mazes, spot the differences along with some pencils, pens/crayons, as well as some craft items to enable children to make an Lollipop Photo Frame.

There are 2 packs available— one for 4-7 year olds and the other pack for 8-11 year olds.

They can be collected from Wednesday 26th May and will be left outside in a plastic box, while stocks last.

Collection Points are:

Fishermead: Parish Office, Pencarrow Place (behind the Trinity Centre) - Mon to Fri 9am—4pm

Springfield: Outside 12 Beverly Palce, Springfield, MK6 3LK

Willen: Outside 4 Dolben Court, Willen, MK16 9HS

Oldbrook: Outside 11 Bridgeford Court, Oldbrook, MK6 2NA

Activity to try at home: LEGO ZIP LINE

Supplies:

- LEGO or Duplo bricks
- LEGO people
- Cord or thick string



Let them use their imagination to build a 'cage' for their lego people to zip line in. Tie the Cord/thick string to one stationary place. This could be a door-knob, staircase or a fence post.

Add the ziplining cage to the string and attach the other end to a second stationary place. Depending on the layout of your home or outdoor set up, this could take a long piece of string.

Since this is just string tied to various points in the house or outdoors, you can experiment with various things. The handle on the fridge or dishwasher, the bulletin board, table and chair, side of the house, fence etc. Experiment and see which track works best for you!

It would be fun to make multiple zip line cages and race them.

If you don't have lego at home, why not try using your favourite toy and a coat hanger?

